

# 6" COLONIAL WALL

The 6" Colonial Wall System features a distinctive double-sided face, offered in hard-split rock face finish. It is available in three face lengths and includes corner units (packaged on a combined pallet). You can build the Mini or 6" wall individually or combine them for added dimension. There are also prepackaged Colonial Pier kits to complement your walls.



Wall Systems



6" Colonial Wall | Color: Granite City Blend





# 6" COLONIAL WALL

	PRODUCT	SIZE	SF / PALLET	PCS / PALLET	LBS / PALLET
A	LARGE	6" x 16" x 9"	35	15	4,068
B	MEDIUM	6" x 12" x 9"		25	
C	SMALL	6" x 9" x 9"		25	
D	CORNER UNIT	6" x 16" x 9"		10	



6" x 16" x 9"



6" x 12" x 9"



6" x 9" x 9"




Corner: 6" x 16" x 9"



Adobe Blend



Bluestone\*




Cappuccino Blend



Chesapeake Blend\*



Crab Orchard Blend



Fire Island Blend




Golden Brown Blend



Granite City Blend



Graphite Pearl Blend\*




Lilac Blend



Mocha Blend



Oyster Blend



South Bay Blend

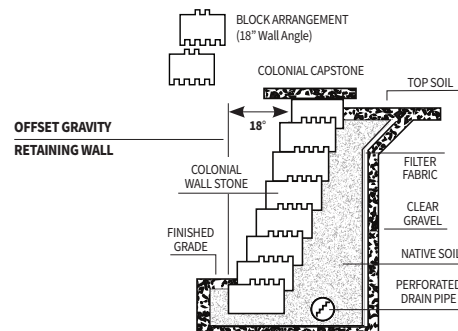
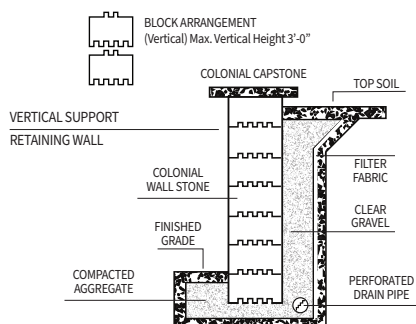


Travertina\*



Westchester Blend

\*Premium Colors



**NOTE:** All walls over 2' in height or as required by local code should be designed by a licensed professional engineer. All measurements are nominal. Variance in square footage or linear footage coverage can be up to 5% depending on joint width. The possible occurrence of efflorescence does not affect the structural integrity of the product. Efflorescence is a normal occurrence in concrete products and will dissipate with normal weathering. The use of concrete as a base or setting bed may increase the possibility of efflorescence.



Corporate HQ: 640 Muncy Avenue | Lindenhurst | NY | 11757 | 631.669.0700 | nicolock.com

