

# HOLLAND STONE



A beautiful classic brick shape with a flat surface and chamfered edges. Versatile for many outdoor projects. Also available in 3 1/8" thickness for special order only.

paver-shield™ pavers

## APPLICATIONS:

- WALKWAYS
- PATIOS
- POOL DECKS
- DRIVEWAYS

**paver-shield™** has a tight, smooth surface texture and will not expose heavy aggregate as it wears. Ultra-dense surface has more color and more protection. Nicolock has color from top to bottom throughout the paver ensuring a lifetime of beauty. Iron oxide pigments are **guaranteed not to fade!**



Holland Stone | Color: Granite City Blend





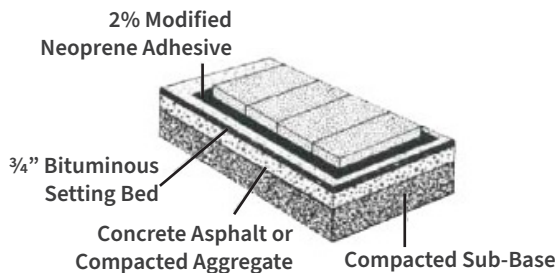
# HOLLAND STONE

WIDTH	LENGTH	THICKNESS	PCS / SF	SF / PALLET	PCS / PALLET	LBS / PALLET
4"	8"	2 3/8"	4.5	120	540	3,100

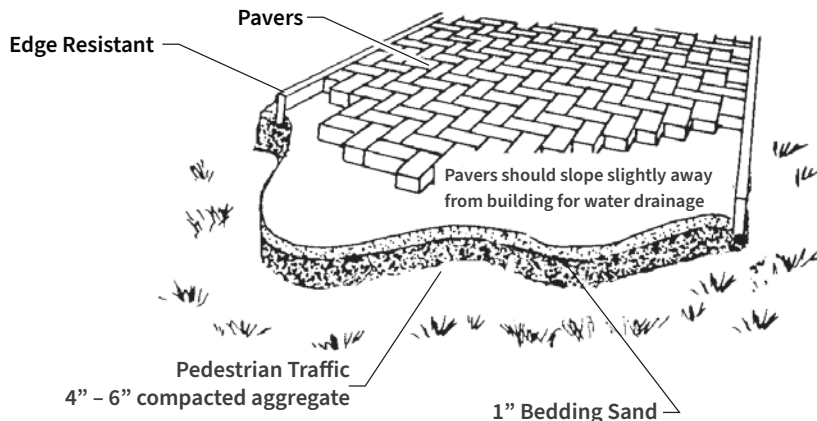
## INSTALLATION GUIDELINES: SAND

After excavation, compact the sub grade and install a woven separation fabric if needed. Spread and compact a base of clean, dense graded aggregate (road base). Typical compacted base thickness is 4-6" for pedestrian applications. Pavers are set on a loosely screened 1" bed of graded, clean concrete sand. Maintain a joint size of 1/16" – 3/16". When pavers are set, compact paving stones into sand with mechanical plate vibrator. Joint sand may be spread over paving stones during compaction. Installed pavers should be set 1/8" to 1/4" above final elevations to compensate for any potential settlement. Spread clean dry sand over surface and broom sweep to fill joints. Run vibrator one final time after filling joints.

## NICOLOCK PAVING STONE 1"-31/8" THICK




## CROSS-SECTION OF TYPICAL INSTALLATION




**NOTE:** All measurements are nominal. Variance in square footage or linear footage coverage can be up to 5% depending on joint width. The possible occurrence of efflorescence does not affect the structural integrity of the product. Efflorescence is a normal occurrence in concrete products and will dissipate with normal weathering. The use of concrete as a base or setting bed may increase the possibility of efflorescence.

**CAUTION:** Always use a plate compactor with a pad when installing any textured paving stone.



Adobe Blend



Autumn Blend\*



Bayberry Blend\*



Brown




Chamois



Charcoal



Crab Orchard Blend\*



Fire Island Blend



Golden Brown Blend



Granite City Blend



Marble Blend\*



Mojave\*




Oyster Blend\*




Pewter



Raven\*



Red



Salmon



Terra Cotta Blend



Westchester Blend

\*Premium Colors



Corporate HQ: 612 Muncy Avenue | Lindenhurst | NY | 11757 | 631.669.0700 | nicolock.com

