

# STONE RIDGE XL

Multi-size rectangular shapes. Slightly textured riven surface. Slightly chamfered edge. Can be combined with Stone Ridge Pavers.



paver-shield™ pavers

**paver-shield™** has a tight, smooth surface texture and will not expose heavy aggregate as it wears. Ultra-dense surface has more color and more protection. Nicolock has color from top to bottom throughout the paver ensuring a lifetime of beauty. Iron oxide pigments are **guaranteed not to fade!**




- WALKWAYS
- PATIOS
- POOL DECKS
- COURTYARDS

Stone Ridge XL | Color: Marble Blend



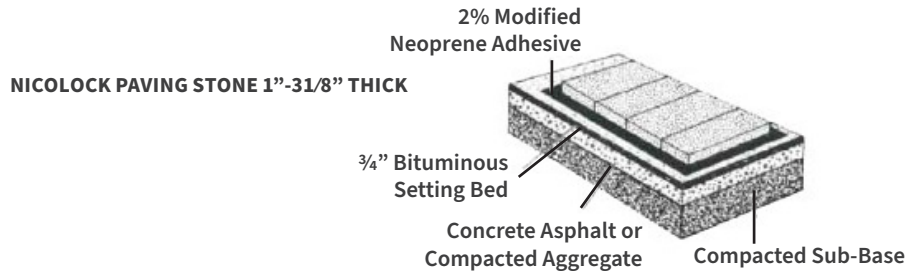
# STONE RIDGE XL

	WIDTH	LENGTH	THICKNESS	PCS / SF	SF / PALLET	PCS / PALLET	LBS / PALLET
A	9"	9"	2 $\frac{3}{8}$ "	1.9	110	20	2,950
B	9"	18"	2 $\frac{3}{8}$ "	.93		50	
C	18"	18"	2 $\frac{3}{8}$ "	.46		20	

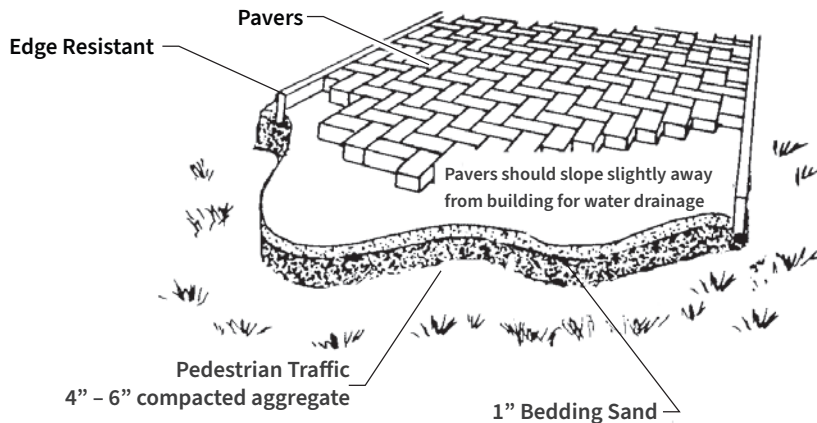


## INSTALLATION GUIDELINES: SAND

After excavation, compact the sub grade and install a woven separation fabric if needed. Spread and compact a base of clean, dense graded aggregate (road base). Typical compacted base thickness is 4-6" for pedestrian applications. Pavers are set on a loosely screened 1" bed of graded, clean concrete sand. Maintain a joint size of 1/16" – 3/16". When pavers are set, compact paving stones into sand with mechanical plate vibrator. Joint sand may be spread over paving stones during compaction. Installed pavers should be set 1/8" to 1/4" above final elevations to compensate for any potential settlement. Spread clean dry sand over surface and broom sweep to fill joints. Run vibrator one final time after filling joints.




## CROSS-SECTION OF TYPICAL INSTALLATION



**NOTE:** All measurements are nominal. Variance in square footage or linear footage coverage can be up to 5% depending on joint width. The possible occurrence of efflorescence does not affect the structural integrity of the product. Efflorescence is a normal occurrence in concrete products and will dissipate with normal weathering. The use of concrete as a base or setting bed may increase the possibility of efflorescence.


**CAUTION:** Always use a plate compactor with a pad when installing any textured paving stone.



Adobe Blend



Autumn Blend\*



Cappuccino Blend\*



Caramel Tan\*



Chesapeake Blend\*



Crab Orchard Blend\*



Golden Brown Blend



Granite City Blend



Graphite Pearl Blend\*



Lilac Blend



Marble Blend\*



Mocha Blend



Oceanic 5\*




Oceanic Blue\*



Oyster Blend\*



Peconic 6\*



Pennsylvania Blue\*\*



South Bay Blend\*



Travertina\*



Westchester Blend

\*Premium Colors  
\*\*Deluxe Colors



Corporate HQ: 612 Muncy Avenue | Lindenhurst | NY | 11757 | 631.669.0700 | nicolock.com

